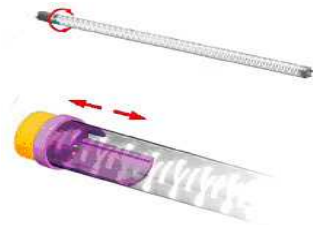


3D LED Lights

3 point's balanced (Power consumption (w), Luminescent spot , Illumination (Lux)) are very important ,
 If the lamp overheated which will reduce its life.

3D LED Tube Light-- swivel type
 can be swivel angle or select chip's beam angle to meet your light's shade and direction.

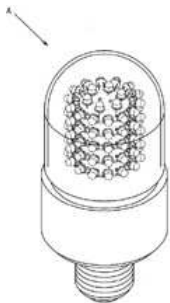


Swivel tube or caps design
 Make light's wave direction
 And light shade as you wanted .
 T10 x16w x 4ft. / T8 x 8w x 2 ft.

Can select the light's beam angle 30, 60, 120 degree , to add or
 reduce area that like as spot lights , PAR lights , flood lights.
 90-300V, 50/60 Hz, PE: 98% , super low surface temperature
 30 degree , **SAVE ENERGY AND LIGHTS QUANTITY.**

3D LED Bulbs

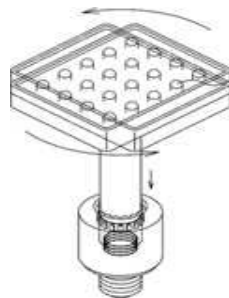
Multi-layer type



110 /220V , 100 /300V
 5w / 8w / 27E , 120 degree
 Dia.52 x 135 m/m length
 Special light's design that effective light wave direction.

LED T-bar Lamps (Universal type)

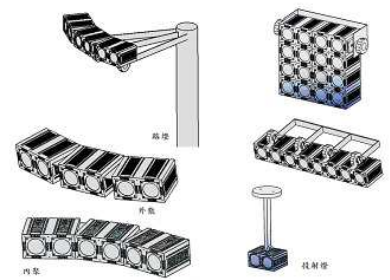
Swivel and foldable angle



110 /220V , 100 /300V
 4 w / 27E x 30 degree
 Beam angle: 30 degree.

LED Spot Lights

Module type



Free assembly 25w ~100w
 Standard module: 2 lights, 25 W /unit
 Beam and reflect bowl angle can be
 chosen. low surface temperature , PE
 98% , High CRI .

LED Light Fixtures –3 in one type



3 in 1 Function : Light ,air condition, air shutter,air flow. **The idea of saving the light fixtures quantity in the room.**

MAXFLOW PRODUCTS CO., LTD. the R & D teams are backed by 10-20 years of plumbing , electric,
 decorative or designer experience, all product's design are different from other LED industry makers.

We specialized in heat skin (heat module), power effective , K/D module design, at light industrial / commercial lightings
 total solutions .

Contact us today for more information.